

# FC-123F01

## SUB BASS DRIVER



<b>12" / 304.8 mm</b> CHASSIS DIAMETER	<b>500 W (A.E.S.)</b> AES POWER HANDLING	<b>45 Hz - 3 kHz</b> FREQUENCY RESPONSE	<b>3.0" / 76.2 mm</b> COPPER VOICE COIL	<b>97.5 dB</b> SENSITIVITY (1W/ 1m)	<b>8.5 mm Xmax</b> MAXIMUM LINEAR EXCURSION
---	---	--	--	--	--

- Versatile unit for bass applications or 2 - way ported enclosures.
- Optimised for warm tonal character.
- Long throw motor structure.

The FC-123F01 is intended for use in two-way ported enclosures. The unit features die-cast chassis with long throw motor system and high linearity suspension allowing solid bass reproduction at high-power levels. The specially formulated cone pulp allows this driver to give a warm and smooth response throughout the bass frequency range and delivers well balanced tonal characteristics when properly matched to appropriate high-frequency drivers. The FC-123F01 is designed for use in 25 to 70 Litre ported enclosures and features a 3 inch copper voice coil delivering 500 Watt power handling and 97.5 dB sensitivity.

### ELECTRO ACOUSTIC SPECIFICATIONS

Nominal Chassis Diameter	12" / 304.8 mm
Impedance	8 Ohm
Power Handling	500 W (A.E.S.)
Peak Power (6dB Crest Factor)	2000 W (A.E.S.)
Usable Frequency Range -6dB	45 Hz - 3 kHz
Sensitivity (1 w - 1 m)	97.5 dB
Moving Mass inc. Air Load	63 grams
Minimum Impedance Zmin	7.2 Ω
Effective Piston Diameter	261.87" / 6651.50 mm
Magnet Weight	42.32 oz
Magnetic Gap Depth	0.35" / 9.00 mm
Flux Density	1 Tesla
Coil Winding Height	0.79" / 20.00 mm
Voice Coil Diameter	3.0" / 76.2 mm

### MOUNTING / SHIPPING INFORMATION

Overall Diameter	13" / 330.2 mm
Width Across Flats	12.19" / 309.62 mm
Flange Height	0.305" / 7.8 mm
Baffle Hole Diameter F/M	11.03" / 280.16 mm
Baffle Hole Diameter R/M	10.13" / 257.30 mm
Gasket Supplied	Front & Rear
Outer Fixing Holes	4x Ø 5.5 mm on 317.5 mm PCD
Inner Fixing Holes	N/A
Depth	6.06" / 154.00 mm
Weight	16.76 lb / 7.60 kg
Recommended Enclosure Volume	25 - 50 Litres
Shipping Weight	18.08 lb / 8.20 kg
Packing Carton Dimensions	(W) 330 (D) 330 (H) 170 mm

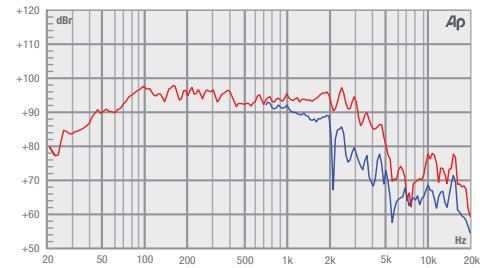
### THIELE SMALL PARAMETERS

FS Hz	34 Hz
RE Ohms	5.4 Ω
Qms	4.320
Qes	0.249
Qts	0.235
Vas Ltr	110.00 Litres
Vd Litres	0.450 Litres
CMS (mm/N)	0.276 mm/N
BL T/m	18.3 T/m
Mms (grms)	63 grams
Xmax (mm)	8.5 mm
Sd (cm²)	530 cm²
Efficiency %	2.400%
Le (1k Hz)	2.26 mH
EBP	136.55 Hz

### MATERIALS OF CONSTRUCTION

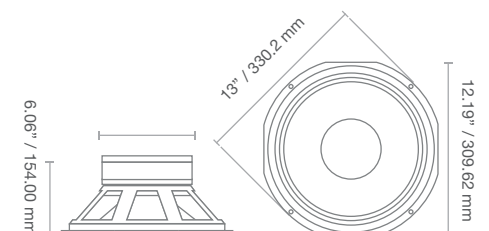
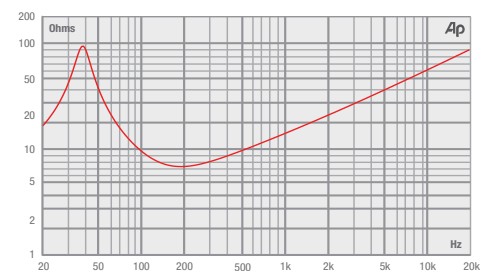
Former Material	Glass Fibre
Voice Coil	Copper
Magnet Material	Ferrite
Chassis	Die-cast Aluminium
Cone	Paper
Surround / Edge Termination	Polyvinyl Damped Dbl. Half Roll Linen
Dust Dome	Paper
Connectors	Push-button Spring Terminals
Polarity	Positive voltage at red terminal causes forward motion of cone

### FREQUENCY RESPONSE DATA†



† Half space response measured in a 975 Litre sealed box.

### IMPEDANCE



\* Please enquire about alternative impedances.

\* A.E.S. power handling test. Pink noise bandpass filtered at 12 dB per octave with cutoff frequencies of 45 Hz and 450 Hz. Driver mounted in free air, test signal applied at rated power for two hours.

\* Please note that the frequency response measurements are supplied for comparison only and are not a measure of the low frequency performance which may be achieved in a fully optimised system.